

# Statistical appendix Atradius Payment Practices Barometer

Asia – key survey results



## Statistical appendix

Asia: proportion of total B2B sales made on credit (markets polled)	3
Asia: B2B payment terms (average days)	4
Asia: % of respondents by length of B2B payment term (average days)	5
Asia: % of B2B invoices paid on time, overdue and bad debt	6
Asia Pacific: average payment delay of past due B2B payment	7

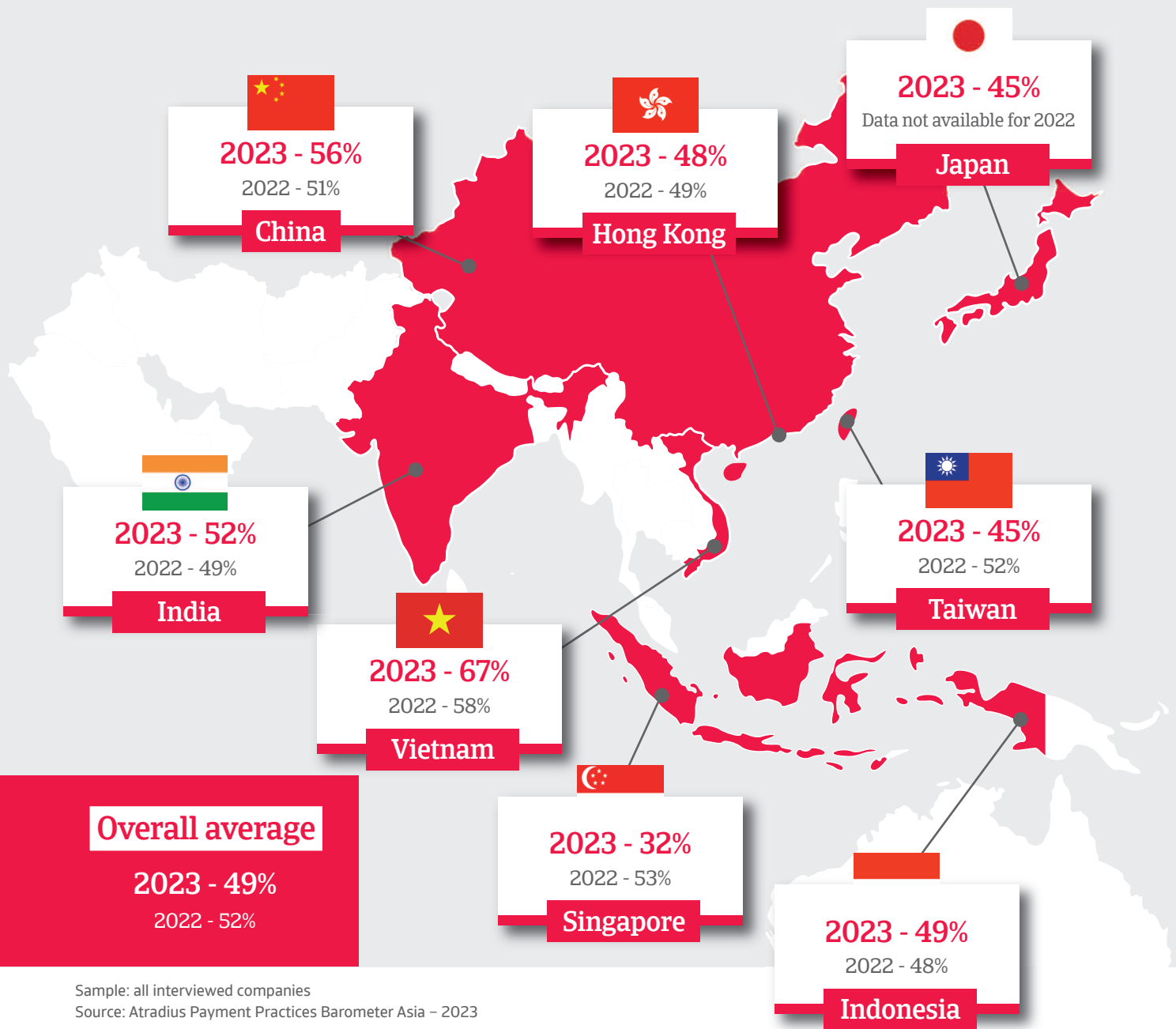
### Disclaimer

This report is provided for information purposes only and is not intended as investment advice, legal advice or as a recommendation as to particular transactions, investments or strategies to any reader. Readers must make their own independent decisions, commercial or otherwise, regarding the information provided. While we have made every attempt to ensure that the information contained in this report has been obtained from reliable sources, Atradius is not responsible for any errors or omissions, or for the results obtained from the use of this information. All information in this report is provided 'as is', with no guarantee of completeness, accuracy, timeliness or of the results obtained from its use, and without warranty of any kind, express or implied. In no event will Atradius, its related partnerships or corporations, or the partners, agents or employees thereof, be liable to you or anyone else for any decision made or action taken in reliance on the information in this report or for any consequential, special or similar damages, even if advised of the possibility of such damages. Copyright Atradius N.V. 2023.

### Copyright **Atradius N.V.** 2023

If you've found this report useful, why not visit our website [www.atradius.com](http://www.atradius.com), where you'll find many more Atradius publications focusing on the global economy, including country reports, industry analysis, advice on credit management and essays on current business issues.

# Asia: proportion of total B2B sales made on credit (markets polled)



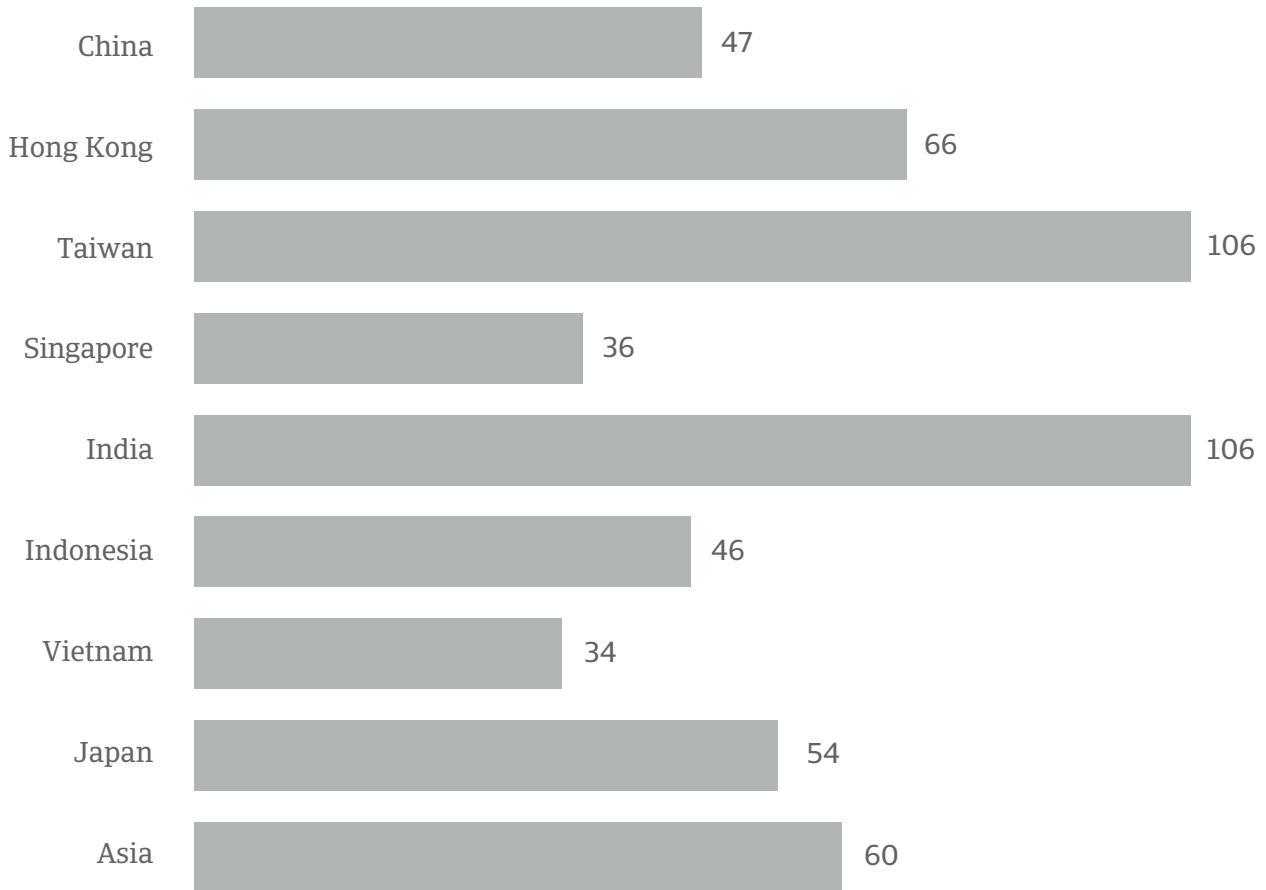
Sample: all interviewed companies  
 Source: Atradius Payment Practices Barometer Asia – 2023

## By business sector / by business size

	Business sector				Business size			
	Manufacturing	Wholesale	Retail / Distribution	Services	SME (Small enterprise)	SME (Medium enterprise)	Medium Large enterprise	Large enterprise
<b>2023</b>	53%	46%	48%	42%	49%	49%	48%	51%

Sample: all interviewed companies  
 Source: Atradius Payment Practices Barometer Asia – 2023

## Asia: B2B payment terms (average days)



Sample: all interviewed companies

Source: Atradius Payment Practices Barometer Asia – 2023

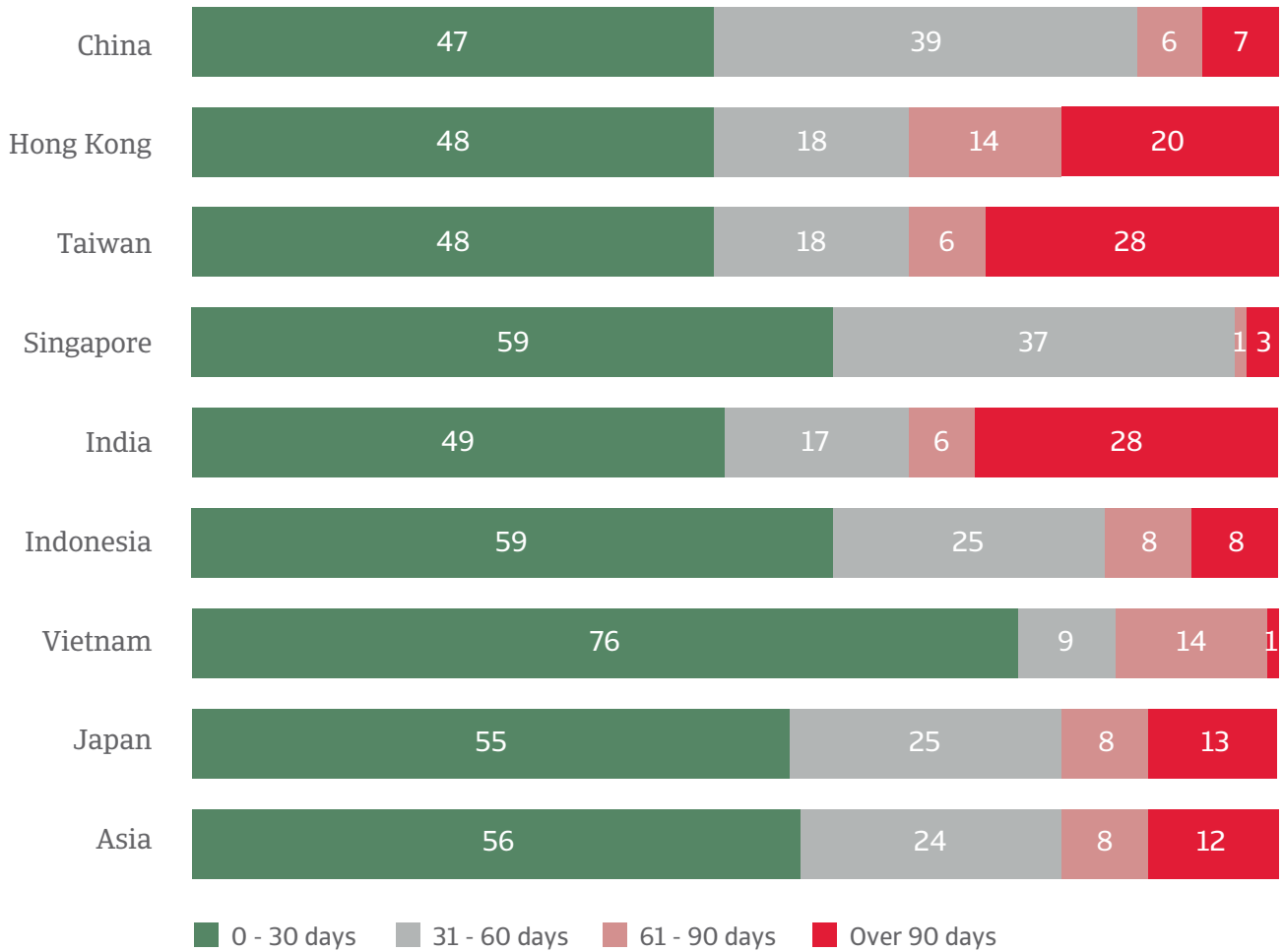
## By business sector / by business size

	Business sector				Business size			
	Manufacturing	Wholesale	Retail / Distribution	Services	SME (Small enterprise)	SME (Medium enterprise)	Medium Large enterprise	Large enterprise
2023	69	49	52	62	57	58	64	54

Sample: all interviewed companies

Source: Atradius Payment Practices Barometer Asia – 2023

## Asia: % of respondents by length of B2B payment term (average days)



Sample: all interviewed companies

Source: Atradius Payment Practices Barometer Asia – 2023

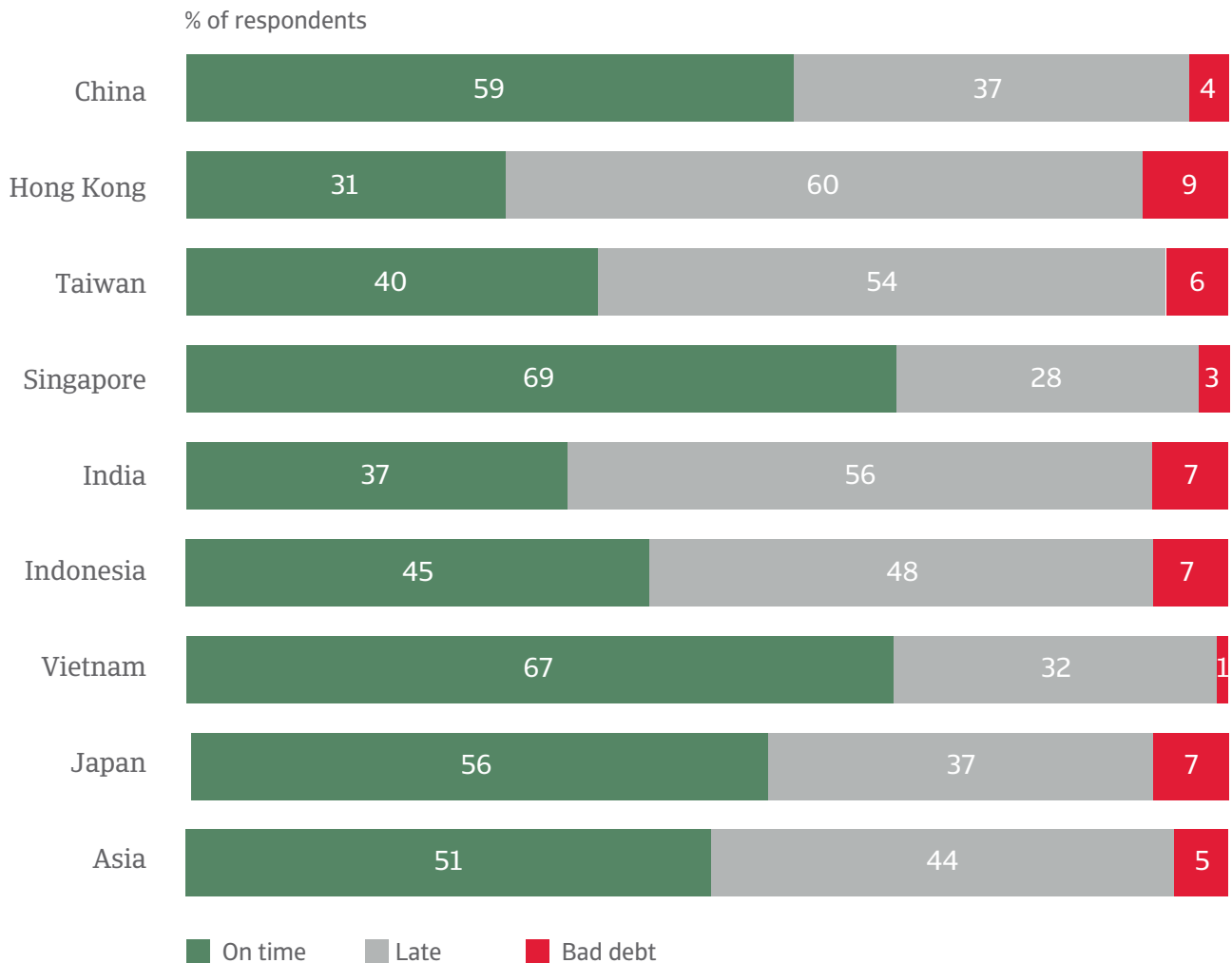
## By business sector / by business size

	Business sector				Business size			
	Manufacturing	Wholesale	Retail / Distribution	Services	SME (Small enterprise)	SME (Medium enterprise)	Medium Large enterprise	Large enterprise
0 - 30 days	54%	65%	55%	45%	65%	63%	49%	47%
31 - 60 days	22%	20%	27%	35%	14%	21%	28%	31%
61 - 90 days	11%	5%	4%	5%	4%	6%	10%	9%
Over 90 days	13%	9%	13%	15%	16%	10%	13%	13%

Sample: all interviewed companies

Source: Atradius Payment Practices Barometer Asia – 2023

## Asia: % of B2B invoices paid on time, overdue and bad debt



Sample: all interviewed companies

Source: Atradius Payment Practices Barometer Asia – 2023

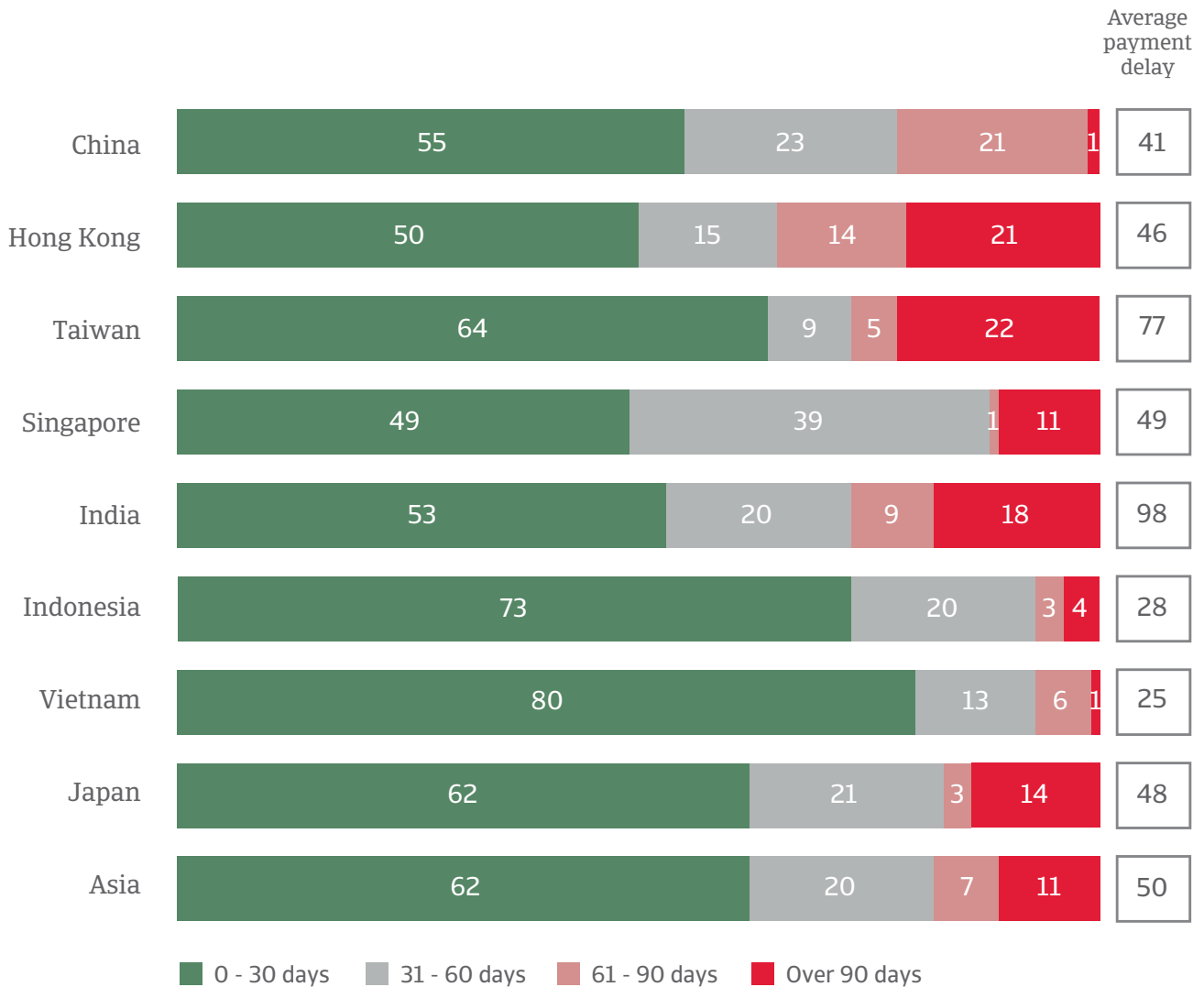
## By business sector / by business size

	Business sector				Business size			
	Manufacturing	Wholesale	Retail / Distribution	Services	SME (Small enterprise)	SME (Medium enterprise)	Medium Large enterprise	Large enterprise
On time	48%	46%	56%	61%	44%	54%	51%	51%
Late	46%	47%	40%	36%	47%	41%	44%	45%
Bad debt	5%	7%	4%	4%	8%	5%	5%	4%

Sample: all interviewed companies

Source: Atradius Payment Practices Barometer Asia – 2023

## Asia Pacific: average payment delay of past due B2B payment



Sample: all interviewed companies

Source: Atradius Payment Practices Barometer Asia – 2023

## By business sector / by business size



Sample: all interviewed companies

Source: Atradius Payment Practices Barometer Asia – 2023

Follow Atradius on  
Social Media



@Atradius



Atradius



Atradius

**Atradius N.V.**  
David Ricardostraat 1 · 1066 JS Amsterdam  
Postbus 8982 · 1006 JD Amsterdam  
The Netherlands

Phone: +31 20 553 9111

[info@atradius.com](mailto:info@atradius.com)  
[atradius.com](http://atradius.com)